



M18SIM Software update

Created on: 19/11/2025

The latest software can be downloaded here:

MONITOR UPDATE 3.0.0.75:

https://milwaukee-downloads.s3.eu-west-2.amazonaws.com/MTCam_monitor_RK3568_3_0_1_82.zip

Download, unzip the file, and copy it to a USB-Drive.

Step 1

Open USB Cage:



Step 2

Enter USB-Drive into USB-A port:



¹ No communication outside TTI SBU's and EMEA

² Importers, distributors and service providers in a country (where there is no TTI SBU management)

³ SBU's

⁴ Network of customers who sell our tools in a country, managed by TTI SBU

⁵ Network of service center managed by a SBU



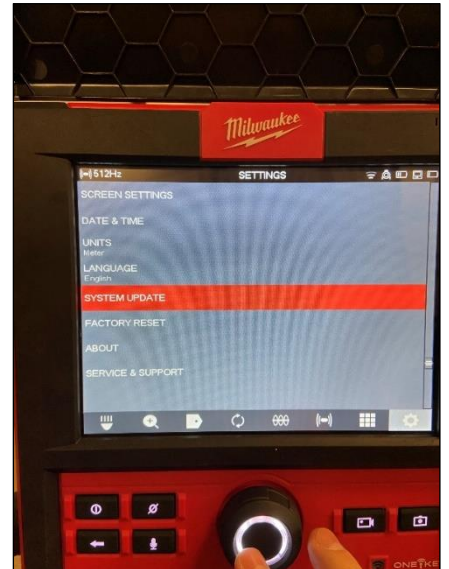
Step 3

Navigate to Settings:



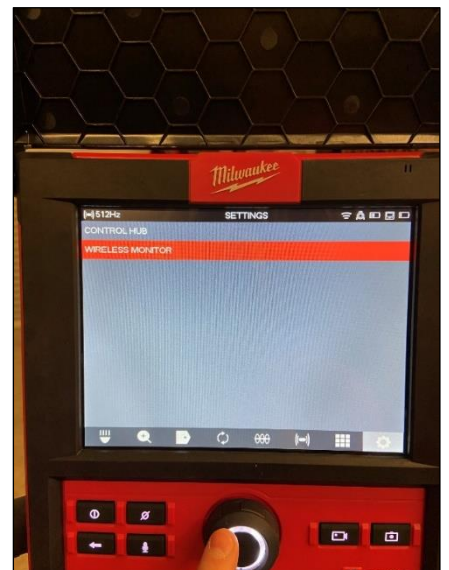
Step 4

Go to System Update:



Step 5

Go to Wireless Monitor:





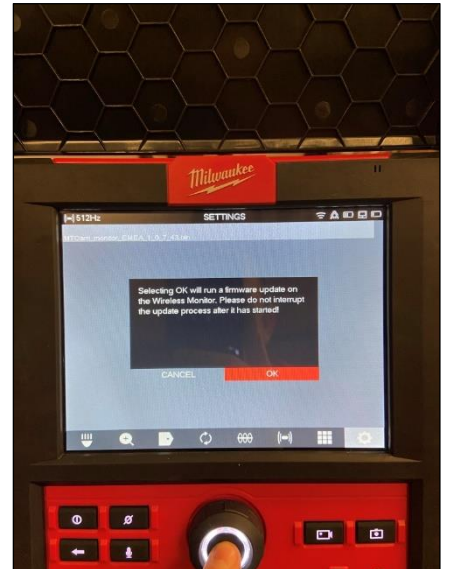
Step 6

Go to Update File:



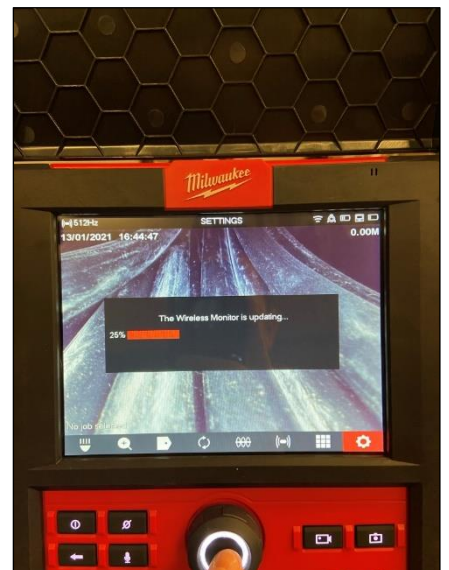
Step 7

Confirm Software Update:



Step 8

Wireless Monitor is updating
(takes 2-5 minutes)





Step 9

Wireless Monitor Restarts after Update is Complete

