



M12 SIC Software update

Created on: 19/11/2025

The latest software can be downloaded here:

**CAMERA UPDATE 4.0.1.43:**

[https://milwaukee-downloads.s3.eu-west-2.amazonaws.com/MTCam\\_m12\\_RK3568\\_4\\_0\\_1\\_43.zip](https://milwaukee-downloads.s3.eu-west-2.amazonaws.com/MTCam_m12_RK3568_4_0_1_43.zip)

Download, unzip the file, and copy it to a USB-Drive.

**Step 1**

Open USB Cage:



**Step 2**

Enter USB-Drive into USB-A port:



<sup>1</sup> No communication outside TTI SBU's and EMEA

<sup>2</sup> Importers, distributors and service providers in a country (where there is no TTI SBU management)

<sup>3</sup> SBU's

<sup>4</sup> Network of customers who sell our tools in a country, managed by TTI SBU

<sup>5</sup> Network of service center managed by a SBU



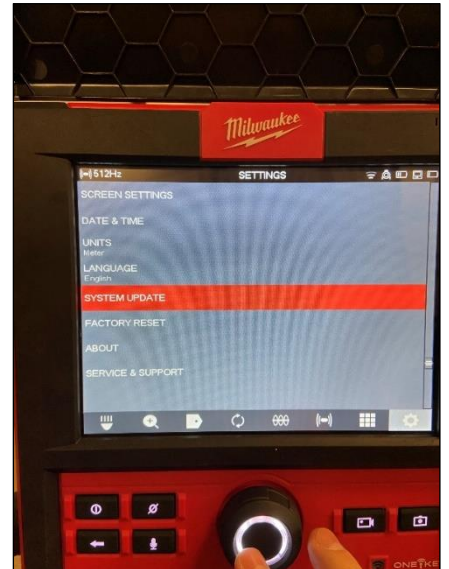
**Step 3**

Navigate to Settings:



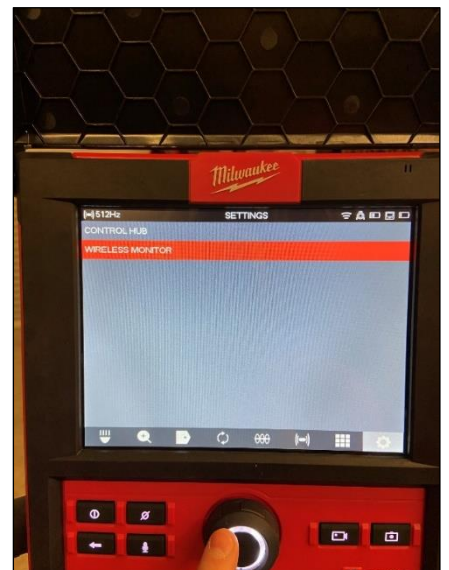
**Step 4**

Go to System Update:



**Step 5**

Go to Wireless Monitor:





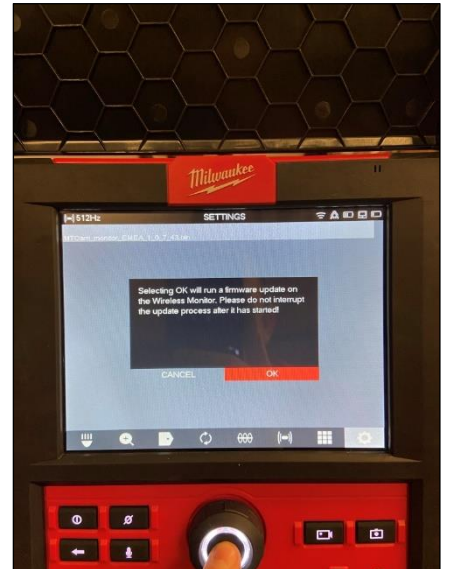
**Step 6**

Go to Update File:



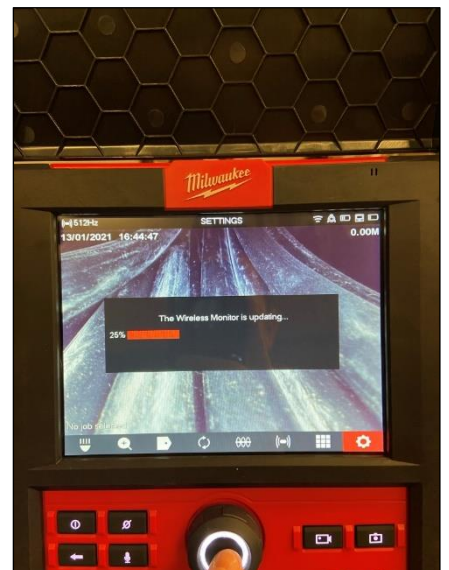
**Step 7**

Confirm Software Update:



**Step 8**

Wireless Monitor is updating  
(takes 2-5 minutes)





**Step 9**

Wireless Monitor Restarts after Update  
is Complete

